


Assembly Instructions



(W x D x H) 1.80m x 1.00m x 0.25m
Product Name: Raised Bed 1.8m

Pressure Treated products should not be treated with any other products for the first month.

PLEASE KEEP THIS INSTRUCTION

Zest4Leisure
01352 752555 option 1 – sales@zest4leisure.co.uk


Raised Bed 1.8m Assembly Instructions

Requires 2 person assembly.

Tools required: Corded / Cordless Drill, Pozi-drive Bit / Screwdriver, 3mm Drill Bit required in order for you to drill all screw holes before construction.

Raised Bed 1.8m Pack List		
Item	Description	Quantity
A	Short Panel	2
B	Long Panel	2

Fixings		
	50mm Screws	16




Please take a few moments to check all pack contents listed.

Assembly requires 2 persons.


Tools required: Corded/Cordless Drill, Pozi-drive Bit/Screwdriver, 3mm Drill Bit required in order for you to drill all screw holes before construction.

1. Attach one Short Panel A to Long Panel B using 4no 50mm Screws as shown in Figs.1a & 1b. Repeat process with the second Short Panel A and Long Panel B to form a rectangular raised bed.

1a



1b



Raised Bed 1.8m is now complete.